

CHEROKEE[®]
— MEDICAL —
UNIFORMS



SPRING 2025

CHEROKEE



SCRUBS FOR EVERY SHAPE EVERY STYLE EVERY BUDGET EVERY BODY EVERYONE

Cherokee unpacks an impressive arrangement for Spring, with glorious new shades, new styles for all and the latest color additions. A playful batch of prints for both Men and Women bring fun feels and vivid imagery to a standout lineup.

WORKWEAR ORIGINALS ULTRA

Cherokee Workwear Originals Ultra raises the bar for quality, color consistency, and value. Our reimagined new line has soft, stretchy fabric, an inclusive size and color range, and features designed for today's tech and tools. This Protected Product is perfect for groups and anyone looking for an ultra-amazing value from a brand they can trust.



MOISTURE WICKING



TWO-WAY STRETCH

POWERED BY
PROTX2[®]
FOR ODOR CONTROL



CK359A

Men's Zip Front Warm-Up Jacket

Men's fit
Stand-up collar
Shoulder panels with triple stitch detail and flat bungee cord for ID badge on right side
Two side-entry pockets
Elasticized cuffs
High-low hem
Sizes:
R: XS-6XL (28.5")
Shown in Navy
Available in 4 Colors

CK278A

Men's Mid Rise Jogger

Men's fit
Reinforced elastic waistband with interior drawstring
Four pockets: two front pockets, cargo pocket with pen slot, back patch pocket
Elasticized cuffs
Tapered jogger leg, 1 1/2" opening
Sizes:
XS-6XL* (30.5")
S: XS-3XL (28")
T: S-2XL (33.5")
Shown in Royal

SCRUBS FOR EVERYONE



CK953A

Women's 2-Pocket V-Neck Top

Modern Classic fit
Flat bungee cord for ID badge on right neckband
Two patch pockets
Vents at hem

Core Color Sizes:
R: XXS-6XL (26")

Fashion Color Sizes:
R: XS-3XL (26")
Shown in Royal

CK281A

Women's Mid Rise Pull-on Cargo Pant

Modern Classic fit
Elastic waistband
Three pockets: two cargo pockets, accessory pocket inside right cargo pocket
Slim straight leg, 16" opening

Core Color Sizes:
R: XXS-6XL (31")

Fashion Color Sizes:
R: XS-3XL (28.5")
P: XS-2XL (26")
T: XS-2XL (34")
Shown in Royal

CK961A

Women's Shirttail Hem V-Neck Top

Modern Classic fit
Three pockets: patch chest pocket, two patch pockets
Shirttail hem

Sizes:
R: XS-6XL (26")

Fashion Color Sizes:
R: XS-3XL (28.5")
P: XS-2XL (26")
Shown in Electric Lavender

CK273A

Women's Mid Rise Jogger

Modern Classic fit
Flat front with inside drawstring and elastic sides and back
Five pockets: two front in-seam pockets, cargo pocket, two back patch pockets
Elasticized cuffs
Tapered jogger leg, 10" opening

Sizes:
R: XXS-6XL* (28.5")
P: XXS-5XL (26")
T: XS-3XL (31.5")

Fashion Color Sizes:
XS-3XL (28.5")
P: XS-2XL (26")
Shown in Electric Lavender





CK563A
Women's Elastic Waist Pull-On Skirt
 Modern Classic fit
 Elastic waistband
 Three pockets
 Single back vent
 Shown in Royal
Sizes:
 R: XXS-5XL (30")
 Shown in Royal

CK512A
Women's Button Front Dress
 Modern Classic fit
 Notched collar
 Two pockets
 8-Button front closure
 ID bungee loop
Sizes:
 R: XXS-5XL (42")
 Shown in Black



CK391A
Women's Zip Front Anorak Jacket
 Modern Classic fit
 Stand-up collar
 Two in-seam pockets
 Cinched waist
 Elasticized cuffs
 Side vents
 Curved high-low hem
Sizes:
 R: XS-3XL (27")
 Shown in Navy

SCRUBS FOR EVERY PHASE



CK701A

Maternity Mock Wrap Top
Modern Classic fit
Two pockets
Dyed-to-match knit side panels
Sizes:
R: XXS-5XL (27")
Shown in Navy

CK118A

Maternity Slim Leg Pant
Modern Classic fit
Mid-rise, stretch-knit waistband
Three pockets: two cargo patch, one back pocket
Decorative topstitching
17" Leg opening
Sizes:
R: XXS-5XL (30")
P: XS-2XL (27.5")
T: XS-2XL (33")
Shown in Royal

CK773

Long Sleeve Underscrub Knit Tee
Modern Classic fit
Crew neck
Shirttail hem
Sizes: XS-3XL (24.5")
Available in 14 Colors



SCRUBS FOR EVERY BUDGET



CK778A

Unisex Tuck-In V-Neck Top

Unisex fit
Chest pocket
Decorative topstitching
Sizes:
R: XXS-5XL (28")
Shown in Royal

CK272A

Women's Drawstring Cargo Pant

Modern Classic fit
Elastic waistband
Four pockets: two patch, two cargo pockets
Straight leg, 16" opening
Core Color Sizes:
R: XXS-6XL (31")
Fashion Color Sizes:
R: XS-3XL (28.5")
P: XS-2XL (26")
T: XS-3XL (34")
Shown in Royal

CK784A

Men's V-Neck Top

Men's fit
Two patch pockets
Side vents
Decorative topstitching
Sizes:
R: XS-6XL* (28.5")
Shown in Royal

CK278A

Men's Mid Rise Jogger

Men's fit
Reinforced elastic waistband with interior drawstring
Four pockets: two front pockets, cargo pocket with pen slot, back patch pocket
Elasticized cuffs
Tapered jogger leg, 11 1/2" opening
Sizes:
XS-6XL (30.5")
S: XS-3XL (28")
T: S-2XL (33.5")
Shown in Royal



CK954A

Women's Tuck-In V-Neck Top

Modern Classic fit
Chest pocket
Decorative topstitching
Side vents
Curved high-low hem
Sizes:
R: XS-6XL (26")
Shown in Ciel and Navy

CK778A
Unisex Tuck-In V-Neck Top
 Unisex fit
 Chest pocket
 Decorative topstitching
Sizes:
 R: XXS-6XL (28")
 Shown in Caribbean And Hunter

CK280A
Unisex Mid Rise Drawstring Cargo Pant
 Unisex fit
 Elastic-reinforced waistband with drawstring
 Three pockets: two cargo pockets, back patch pocket
 Straight leg, 19 1/2" opening
Sizes:
 R: XXS-6XL (31")
 S: XXS-3XL (28.5")
 T: XS-2XL (34")
 Shown in Caribbean And Hunter



SCRUBS FOR EVERY GROUP

CK393A
Unisex Snap Front Warm-up Jacket
 Unisex fit
 Two patch pockets with pen/instrument slot on right pocket
 Elasticized cuffs
Sizes:
 R: XXS-6XL* (28.5")
 Shown in Caribbean



WORKWEAR REVOLUTION

We've revolutionized the essential healthcare uniform. Revolution is modern, super soft, durable, affordable, and comfortable enough to wear all day long. It's perfect for outfitting small groups or an entire healthcare staff.



ULTRA
SOFT



TWO-WAY
STRETCH



EASY
CARE

FABRIC: 78% POLYESTER / 20% RAYON / 2% SPANDEX TWILL

WW657

Women's Tuckable One Pocket

V-Neck Top
Modern Classic fit
Chest pocket
Front and back yokes
Curved hem
Side vents

Sizes:

XXS-5XL (26")

Fashion Color Sizes:

XS-3XL (26")

Shown in Sweet Berry
Available in 10 Colors

WW115

Women's Mid Rise Jogger

Modern Classic fit
Elastic-reinforced knit
Waistband with interior drawstring
Five pockets: two front patch
pockets, double cargo pocket,
back patch pocket
Knit cuffs

Tapered leg, 9 1/2" opening

Sizes:

XXS-5XL (28.5")

[P] XXS-2XL (26")

[T] XS-2XL (31.5")

Fashion Color Sizes:

XS-3XL (28.5")

[P] XS-2XL (26")

Shown in Sweet Berry
Available in 11 Colors

WW610

Woman's Mock Wrap Top

Contemporary fit
Two patch pockets, one interior
Front shoulder yokes
Instrument loop
Side vents

Core Color Sizes:

XXS-6XL (26")

Fashion Color Sizes:

XS-3XL (26")

Shown in Turquoise
Available in 19 Colors

WW105

Women's Tapered Leg Pant

Contemporary fit
Mid-rise elastic waistband
Five pockets: two angled
front pockets, zip cargo
pocket, two back pockets
Tapered leg, 14" opening

Core Color Sizes:

XXS-5XL (31")

P: XXS-2XL (28.5")

T: XS-2XL (34")

Fashion Color Sizes:

XS-3XL (29")

P: XS-2XL (26")

Shown in Turquoise
Available in 19 Colors



SVBB
SWEET BERRY



SCRUBS FOR EVERY BODY

Time and again. Over and over. Now and always.



WW670

Men's V-Neck Top

Men's fit
Three pockets, one chest pocket with pen slot, two patch pockets
ID badge loop
Side vents
XXS-5XL (29")
Shown in Navy
Available in 16 Colors

WW251

Men's Mid Rise Jogger

Men's fit
Elastic-reinforced knit waistband with interior drawstring
Six pockets: two front patch pockets, two cargo pocket, two back patch pocket
Knit cuffs
Tapered leg, 9 1/2" opening
Sizes:
XXS-5XL (30")
[S] XXS-2XL (27.5")
[T] XS-2XL (33")
Shown in Navy
Available in 9 Colors

WW690

Men's Tuck-In V-Neck Top

Men's fit
Two pockets, one pen pocket, one chest pocket
Back yoke
Side vents
XS-5XL (29")
Shown in Olive
Available in 16 Colors

WW140

Men's Zip-Fly Cargo Pant

Men's fit
Back elastic waistband
Internal drawstring
Tapered leg, 9 1/2" opening
Sizes:
XS-5XL (32")
[S] XS-3XL (29.5")
[T] XS-2XL (35")
Shown in Olive
Available in 16 Colors



WW320

Men's Zip-Front Jacket

Men's fit
Five pockets, one chest pocket, two patch pockets, one with interior pocket, one arm zip pocket
Rib knit cuffs
Back locker loop
XS-5XL (27")
Shown in Black
Available in 5 Colors



ATMOS

The ultimate in comfort and performance—made with state-of-the-art performance fabric with COOLMAX® technology, which draws moisture away from the skin for a constant cooling effect. Atmos is easy-care, quick to dry, and engineered to rise to the occasion no matter the temperature.



FABRIC: 41% RECYCLED POLYESTER / 36% ECOVERO™ RAYON / 20% COOLMAX POLYESTER / 3% LYCRA SPANDEX

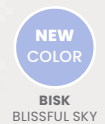
FEATURING **COOLMAX** POWERED BY **PROTX2**

COOLMAX® is a trademark of The LYCRA Company

SCRUBS FOR EVERY STYLE



CK836A
Women's Tuck-In V-Neck Top
Modern Classic fit
Stylized V-neckline
Side in-seam pockets
High-low shirrtail hem
Sizes:
XXS-5XL (25.5")
Fashion Color Sizes:
XS-3XL
Shown in Blissful Sky
Available in 9 Colors



CK836A**Women's Tuck-In V-Neck Top**

Modern Classic fit
 Stylized V-neckline
 Side in-seam pockets
 High-low shirrtail hem

Sizes:

XXS-5XL (25.5")

Fashion Color Sizes:

XS-3XL

Shown in Navy & Royal

Available in 9 Colors

CK138A**Women's Mid-Rise Jogger**

Contemporary fit
 Elastic-reinforced drawstring waistband
 Four pockets: two front pockets, two front entry cargo pockets
 Side vents with patterned twill tape
 Half knit jogger cuffs
 Tapered jogger leg, 9 1/2" opening

Sizes:

XXS-5XL (29")

P: XXS-2XL (26.5")

Fashion Color Sizes:

XS-3XL (29")

P: XS-2XL (26.5")

Shown in Navy & Royal

Available in 9 Colors

CK837A**Women's Knit Insets V-Neck Top**

Modern Classic fit
 Knit insets along sleeves
 Side vents
 Shirrtail hem

Sizes:

XXS-5XL (25.5")

Fashion Color Sizes:

XS-3XL

Shown in Blissful Sky

Available in 9 Colors

CK136A**Women's Mid Rise****Straight Leg Pant**

Contemporary fit
 Chevron-patterned elastic waistband
 Five pockets
 Moderate flare leg, 20" opening

Sizes:

XXS-5XL (30.5")

P: XXS-2XL (28")

T: XS-XL (33.5")

Fashion Color Sizes:

XS-3XL

P: XS-2XL

Shown in Blissful Sky

Available in 9 Colors

NEW
 COLOR

BISK
 BLISSFUL SKY

**CK356A****Women's Knit Zip Front Jacket**

Contemporary fit
 Stand-up collar
 Two front entry patch pockets
 Side knit panels
 Back waist seam
 Shirrtail hem

Sizes:

XXS-5XL (26.5")

Shown in Ciel

Available in 5 Colors



CK758A**Women's Fashion V-Neck Top**

Contemporary fit
Chest pocket
Cropped dolman sleeves
Center front seam
Center back vent

Sizes:

XS-3XL (25")

Shown in Pewter and Navy
(opposite page)

Available in 3 Colors

CK093A**Mid Rise Pull-On Cargo Pant**

Contemporary fit
Flat front with chevron-patterned
elastic waistband
Soft front pleats

Five pockets: two in-seam pockets,
two cargo pockets with pen slots,
one front entry back patch pocket
Moderate flare leg, 20" opening

Sizes:

XXS-3XL (31")

Shown in Pewter and Navy
(opposite page)

Available in 3 Colors

SCRUBS FOR EVERY STEP

CK837A**Women's Knit Insets V-Neck Top**

Shown in Royal
See page 24 for details

CK136A**Women's Mid Rise
Straight Leg Pant**

Shown in Royal
See page 24 for details

CK718

Men's Tuck-In V-Neck Top

Men's fit
 Knit insets
 Zippered chest pocket
 High-low hemline
 Side vents

Sizes:

XS-5XL (28.5")
 Shown in Navy
 Available in 8 Colors



CK329A

Men's Knit Zip Front Jacket

Men's fit
 Stand-up collar
 Three pockets, one chest zip pocket,
 two patch pockets
 Side knit panels
 Hidden full-zip closure

Sizes:

XS-5XL (29")
 Shown in Pewter
 Available in 4 Colors

CK132A

Men's Mid Rise Jogger

Men's fit
 Elastic-reinforced drawstring waistband
 Five pockets: two front pockets, two cargo
 pockets, one back pocket
 Inside drawstring
 Straight leg
 Tapered jogger leg, 9 1/2" opening

Sizes:

XS-5XL (29.5")
 S: XS-2XL (27")
 Shown in Pewter
 Available in 8 Colors





CK093A

Mid Rise Pull-On Cargo Pant

Contemporary fit
 Flat front with chevron-patterned elastic waistband
 Soft front pleats
 Five pockets: two in-seam pockets, two cargo pockets with pen slots, one front entry back patch pocket
 Moderate flare leg, 20" opening

Sizes:
 XXS-3XL (31")
 Shown in Royal

Available in 11 Colors

NEW
 COLOR

MVHZ
 MAUVE HAZE



CK356A

Women's Knit Zip Front Jacket

Contemporary fit
 Stand-up collar
 Two front entry patch pockets
 Side knit panels
 Back waist seam
 Shirttail hem

Sizes:
 XXS-5XL (26.5")
 Shown in Ciel and Royal
Available in 5 Colors

FORM

FORM is the shape of things to come. It's the first of its kind in knit medical apparel. The appearance of woven fabric with endless resilience and incredible recovery of our exclusive Cherokee 360° Stretch technology. Versatile, comfortable, durable, ideal for every healthcare environment



MOISTURE WICKING



TEMPERATURE REGULATION



360° STRETCH

FABRIC: 86% NYLON / 14% SPANDEX KNIT

CK819

Women's Tuckable V-Neck Top

Contemporary fit
Power mesh trim on neckband
Welt chest pocket
Back princess seams
Shirttail hem
Antique-copper hardware

Sizes:

XXS-3XL (25")
Shown in Iron
Available in 7 Colors

CK840

Women's Power Mesh V-Neck Top

Contemporary fit
Two welt pockets
Power mesh trim detailing
Back princess seams
Curved hem
Antique-copper hardware

Sizes:

XXS-3XL (26")
Fashion Color Sizes:
XS-3XL
Shown in Ocean Ash
Available in 12 Colors

NEW
COLOR

OCAH
OCEAN ASH

**CK885****Men's Tuck-In V-Neck Top**

Men's fit
 One chest pocket
 Power mesh inset
 Back yoke vent
 Antique-copper hardware

Sizes:

XS-3XL (28")
 Shown in Pewter
 Available in 5 Colors

CK112**Men's Mid Rise Jogger**

Men's fit
 Four pockets: two patch pockets, one zip cargo pocket, one back zip pocket
 Power mesh, elastic waistband
 Adjustable drawstring
 Knit cuffs
 Tapered leg, 9 1/2" opening
 Antique-copper hardware

Sizes:

XS-3XL (30.5")
 Shown in Pewter
 Available in 4 Colors

**CK840****2-Pocket V-Neck Top**

Contemporary fit
 Two welt pockets
 Power mesh trim on neck band and sleeve hems
 Back princess seams
 Shirttail hem
 Antique-copper hardware

Sizes:

XXS-3XL (26")
Fashion Color Sizes:
 XS-3XL
 Shown in Olive
 Available in 12 Colors

CK095**Women's Mid Rise Tapered Leg Jogger**

Contemporary fit
 Interior elastic and drawstring waistband
 Five pockets: two front zip pockets, one back welt pocket, one welt cargo pockets, and one power mesh utility pocket
 Slimming side panels
 Tapered jogger leg, 9" opening
 Antique-copper hardware

Sizes:

XXS-3XL (29")
 P: XXS-2XL (26.5")
 T: XS-2XL (32")

Fashion Color Sizes:

XS-3XL
 P: XS-2XL
 Shown in Olive
 Available in 12 Colors

**CK329A****Men's Zip-Front Jacket**

Men's Fit
Stand up collar
Three pockets; one chest zip pocket,
two side pockets

Sizes:

XS-3XL (27")

Shown in Royal

Available in 4 Colors

CK185**Men's Tapered Leg Cargo Pant**

Men's Fit
Mid-rise elastic waistband
Five pockets: two side entry pockets,
cargo pocket, two back patch pockets
Mock-fly front
Adjustable side-zip vents
Tapered leg, 10 1/2" opening

Sizes:

XS-3XL (31")

Shown in Navy

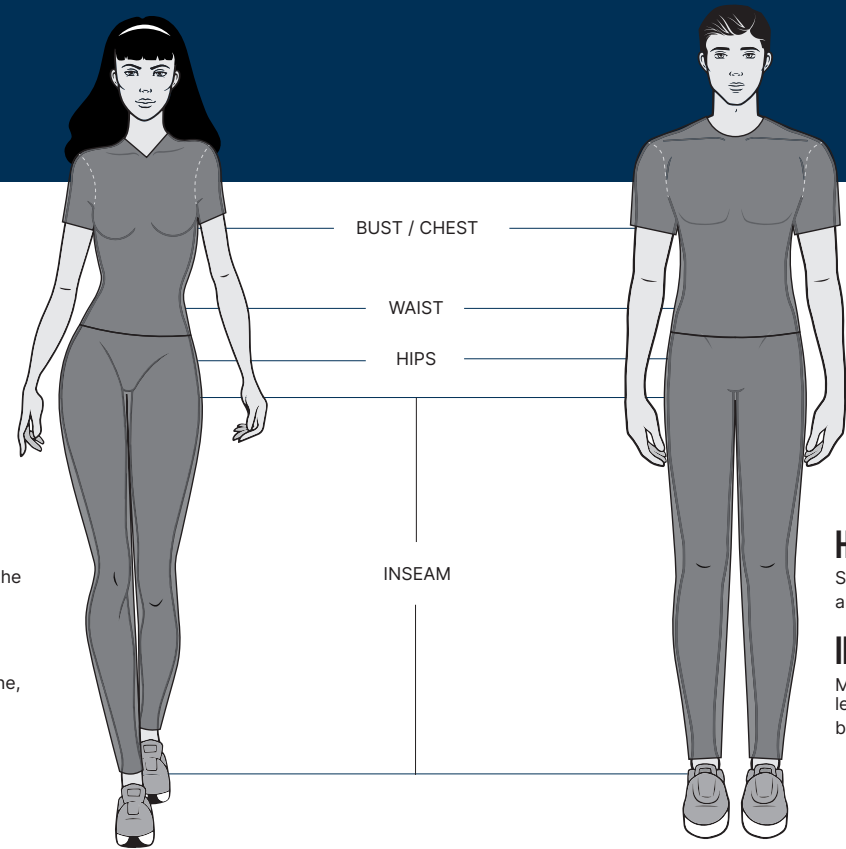
Available in 5 Colors



MEASUREMENT + FIT GUIDE

SIZE CHARTS

Use this chart to determine your size. If one of your measurements is between two sizes, order the smaller size for a tighter fit or the larger size for a looser fit. If your measurements for hips and waist correspond to two different suggested sizes, order the one indicated by your hip measurement.



BUST / CHEST

Measure under the arms, around the fullest part of the bust / chest.

WAIST

Measure under the natural waistline, loosely holding the tape measure.

HIPS

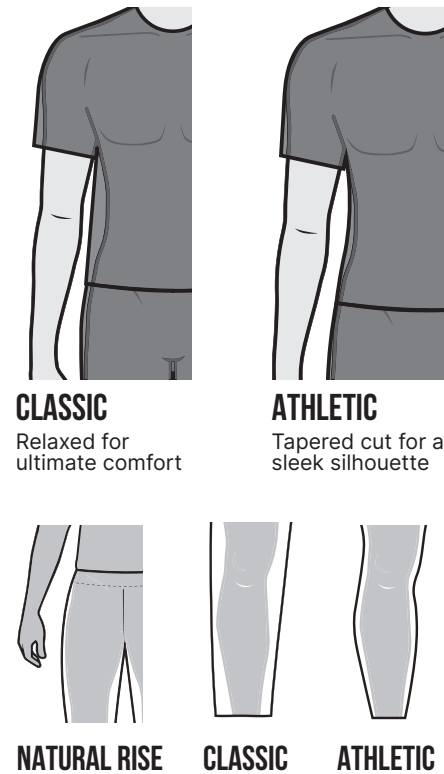
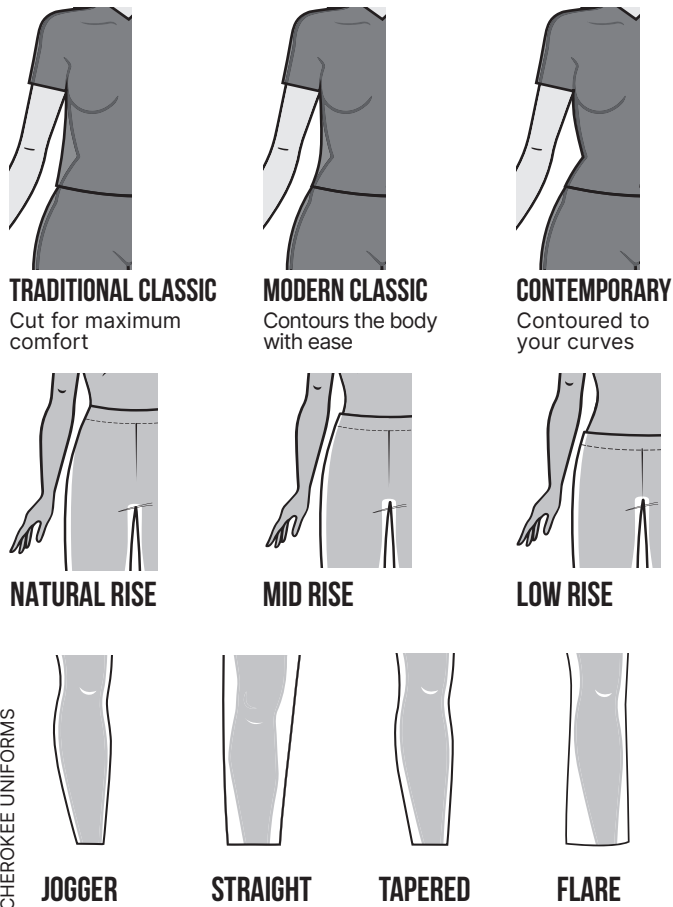
Standing with feet together, measure around the fullest part of the hips.

INSEAM

Measure along the inside of the leg, from just below the crotch to 1" below the ankle.

WOMEN'S FITS

MEN'S FITS



TRADITIONAL CLASSIC
Cut for maximum comfort

MODERN CLASSIC
Contours the body with ease

CONTEMPORARY
Contoured to your curves

NATURAL RISE

MID RISE

LOW RISE

JOGGER

STRAIGHT

TAPERED

FLARE

CLASSIC
Relaxed for ultimate comfort

ATHLETIC
Tapered cut for a sleek silhouette

NATURAL RISE

CLASSIC

ATHLETIC

WOMEN'S TRADITIONAL CLASSIC FIT/MATERNITY FIT

	XXS	XS	S	M	L	XL	2XL	3XL	4XL	5XL
	2	4-6	8-10	12-14	16-18	20-22	24-26	28-30	32-34	34-38
Bust	34-35	36-37	38-39	40-42	43-45	46-48	49-52	53-56	57-60	61-64
Waist	25-26	27-28	29-30	31-33	34-36	37-39	40-43	44-47	48-51	52-55
Hips	34-35	36-37	38-39	40-42	43-45	46-48	49-52	53-56	57-60	61-64
Inseam: Regular 30-31", Petite 27½-28½", Tall 33-34"										

WOMEN'S MODERN CLASSIC FIT

	XXS	XS	S	M	L	XL	2XL	3XL	4XL	5XL
	0	2-4	6-8	10-12	14-16	18-20	22-24	26-28	30-32	34-36
Bust	33-34	35-36	37-38	39-41	42-44	45-47	48-51	52-55	56-59	60-63
Waist	25-26	27-28	29-30	31-33	34-36	37-39	40-43	44-47	48-51	52-55
Hips	34-35	36-37	38-39	40-42	43-45	46-48	49-52	53-56	57-60	61-64
Inseam: Regular 30-31", Petite 27½-28½", Tall 33-34"										

WOMEN'S CONTEMPORARY FIT

	XXS	XS	S	M	L	XL	2XL	3XL	4XL	5XL
	0	2-4	6-8	10-12	14-16	18-20	22-24	26-28	30-32	34-36
Bust	32-33	34-35	36-37	38-40	41-43	44-46	47-50	51-54	55-58	59-60
Waist	25-26	27-28	29-30	30-32	34-36	37-39	40-43	44-47	48-51	52-55
Hips	33-34	35-36	37-38	39-40	42-44	45-47	48-51	52-55	56-59	61-64
Inseam: Regular 30-31", Petite 27½-28½", Tall 33-34"										

MEN'S TRADITIONAL FIT

	XS	S	M	L	XL	2XL	3XL	4XL	5XL
	2-4	6-8	10-12	14-16	18-20	22-24	26-28	30-32	34-36
Chest	35-37	38-40	41-43	44-47	48-51	52-55	56-59	60-63	64-67
Waist	28-30	31-33	34-36	33-36	41-44	45-48	49-52	53-56	57-60
Hips	34-36	37-39	40-42	43-46	47-50	51-54	55-58	59-62	63-66
Inseam: Regular 31-32", Short 29-30", Tall 34-35"									

MEN'S MODERN FIT

	XS	S	M	L	XL	2XL	3XL	4XL	5XL
	2-4	6-8	10-12	14-16	18-20	22-24	26-28	30-32	34-36
Chest	33-35	36-38	39-41	42-45	46-49	50-53	54-57	58-61	62-65
Waist	26-28	29-31	32-34	35-38	39-41	42-45	46-49	50-53	54-57
Hips	32-34	35-37	38-40	41-44	45-48	49-52	53-56	57-60	61-64
Inseam: Regular 31-32", Short 29-30", Tall 34-35"									

UNISEX TRADITIONAL FIT

	XXS	XS	S	M	L	XL	2XL	3XL	4XL	5XL
	0	2-4	6-8	10-12	14-16	18-20	22-24	26-28	30-32	34-36
Chest	32-34	35-37	38-40	41-43	44-47	48-51	52-55	56-59	60-63	64-67
Waist	25-27	28-30	31-33	34-36	37-40	41-44	45-48	49-52	53-56	57-60
Hips	32-34	35-37	38-40	41-43	44-47	48-51	52-55	56-59	60-63	64-67
Inseam: Regular 31-32", Short 29-30", Tall 34-35"										

UNISEX MODERN FIT

	XXS	XS	S	M	L	XL	2XL	3XL	4XL	5XL
	0	2-4	6-8	10-12	14-16	18-20	22-24	26-28	30-32	34-36
Chest	30-32	33-35	36-38	39-41	42-45	46-49	50-53	54-57	58-61	62-65
Waist	23-25	26-28	29-31	32-34	35-38	39-41	42-45	46-49	50-53	54-57
Hips	30-32	33-35	36-38	39-41	42-45	46-49	50-53	54-57	58-61	62-65
Inseam: Regular 31-32", Short 29-30", Tall 34-35"										

**VIEW OR DOWNLOAD
THIS BOOK:**



BUY LOCAL

Uniform retailers have everything in store for you.



**CAREISMATIC
BRANDS**

Customer Care: 800.283.7272
M-F, 6 am to 4 pm PST
orderinquiry@careismatic.com

**WANT TO PLACE AN
ONLINE ORDER?**

Visit CBICentral.com

**NEED DIGITAL
ASSETS?**

digitalassets@careismatic.com